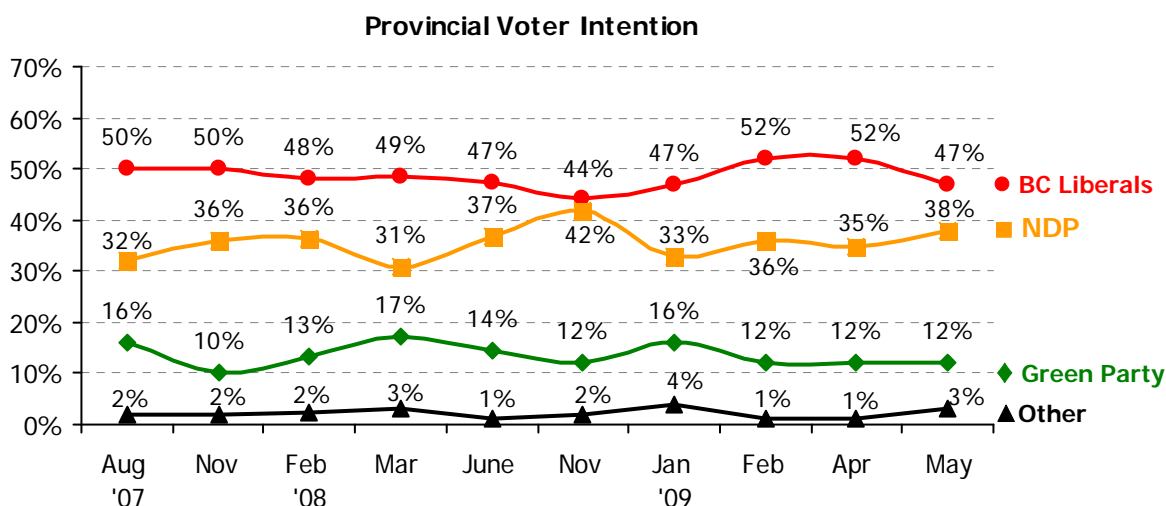


Release Date: May 7, 2009

BC Liberals Hold 9 Point Lead

The BC Liberals have a 9 percentage point lead over the NDP according to a Mustel Group poll taken among a random telephone sample of 852 eligible BC voters.

If an election were held tomorrow, the BC Liberals would have the support of 47% of decided voters; the NDP would receive 38% of the vote, the Green Party 12% and the BC Conservatives 3% (7% in the Southern Interior). Mustel Group's previous poll, taken before the election writ was dropped, showed a 17 point lead, indicating the gap has narrowed over the campaign.



The BC Liberals have strong support among men (50% Liberal, 35% NDP), but have only a slight edge over the NDP among women (45% Liberal, 41% NDP). The Green Party is supported by 12% of men and 11% of women.

The BC Liberals tend to be the favoured party among those 35 years of age or over, whereas those under 35 are equally divided between the BC Liberals (36%) and NDP (37%), with 22% of support going to the Green Party.

Among families, the BC Liberals tend to draw more support (46%) than other parties (38% NDP, 15% Green Party).

Geographically, the BC Liberals are strongest in the suburbs of Metro Vancouver (outside the City of Vancouver), and the Southern Interior. NDP is strongest on Vancouver Island (outside Victoria). In all other regions, support is somewhat divided between the two parties.

As noted, the BC Conservative Party has attracted 7% of the vote in the Southern Interior (Kamloops and south).

Strength of Support

In terms of firmness of their support, the BC Liberals and NDP fare almost equally as well. A total of 84% of BC Liberal voters and 81% of NDP supporters describe their support as very or somewhat strong. Fewer Green supporters (70%) are firm in their support.

Further, note that 84% of eligible voters intend to cast a vote in the election. Liberal and NDP supporters are equally likely to vote; however, a slightly lower proportion of Green voters are certain (73%).

Second Choice

When asked for their second choice, BC Liberal supporters are equally likely to select the NDP or Green Party, whereas NDP supporters are most likely to switch to the Green Party. Green Party supporters are more or less equally divided between the two leading parties.

Note that 36% of BC Liberal supporters have no second choice, a higher proportion than found for the NDP (19%) or Green Party (27%), perhaps an indication of the firmness of Liberal support.

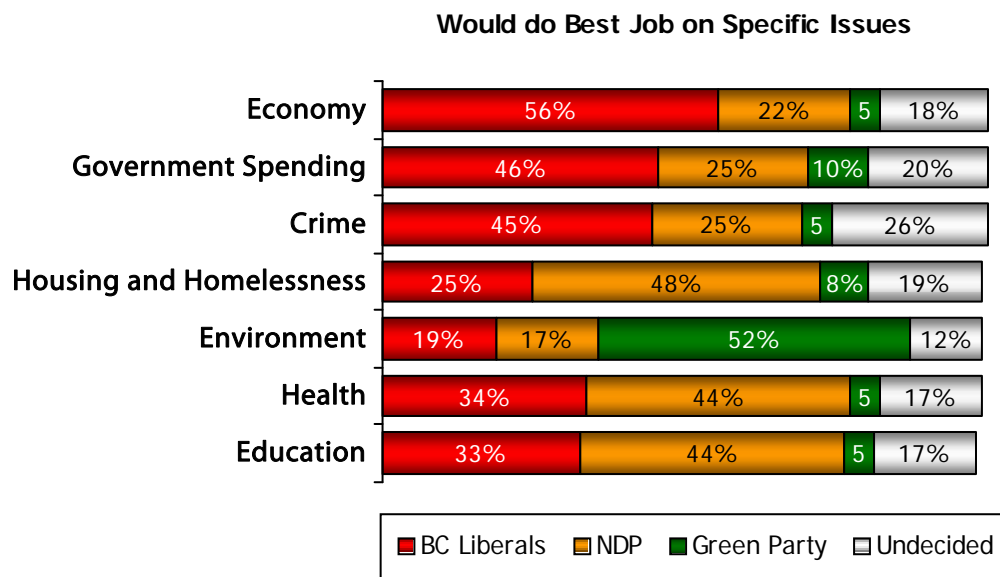
Issues Impacting Voter Decisions

The economy/unemployment (33%) followed by government and leadership issues (10%), health (10%), the environment (7%), education (7%) and crime (3%) are reported to be the most important issues that will influence how ballots will be cast in the up-coming election.

When probed specifically about reasons for their party choice, BC Liberal voters primarily are drawn by the party's economic policies and by their past performance ("have been doing a good job"). NDP supporters are attracted by the party's social, health and education policies, general support for the "working class" and for their honesty and integrity. Small groups (6% or less of NDP supporters) specifically refer to such issues as IPP's, sale of BC Rail, privatization of BC resources and the carbon tax.

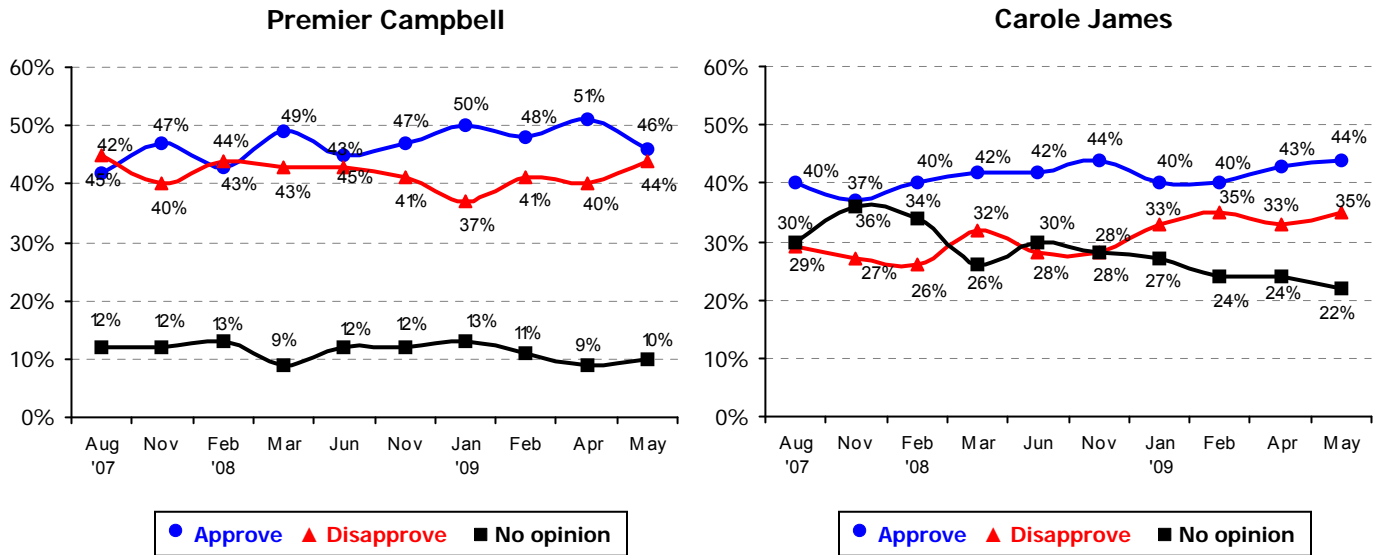
Who Would Do Best Job on Specific Issues

Regardless of how they may vote, the public views the BC Liberals as being the best party for managing the economy, handling government spending, and dealing with crime. The NDP tend to be viewed as the best for dealing with housing and the homelessness issues, and have a slight edge over the Liberals on health and education issues. The Green Party has a strong lead over both the Liberals and NDP for dealing with environmental issues.



Approval Ratings

The gap between approval and disapproval of Gordon Campbell has narrowed over the course of the campaign but remained somewhat constant for Carole James.



Electoral Reform

Eligible voters are leaning toward the status quo when asked which option they are likely to choose on the referendum. 43% will vote for the existing system, 33% plan to vote for the BC-STV and 24% are undecided.

Carbon Tax

The carbon tax is supported by 44% of British Columbians and opposed by 41%, with 15% undecided. Support is strongest in Metro Vancouver, Victoria and on Vancouver Island, whereas those living in the Interior (north and south) tend to be opposed (50% oppose, 36% support).

Mustel Group is a Vancouver-based market research firm with a 29 year history and enviable record of accuracy for political polling. Mustel Group most accurately predicted the outcome of the 2005 Provincial Election.

For historical data, please refer to www.mustelgroup.com under "Polls/Articles".

For our 'Proven Record of Accuracy' go to our website at: www.mustelgroup.com/accuracy.php

For further information, please contact: Evi Mustel: 604-742-2240

Survey conducted: April 29th to May 6th, 2009

Methodology: Random sample of 852 eligible BC voters

Margin of error: ±3.4% at the 95% confidence level; Undecided: 8%

Sponsored by: Mustel Group Market Research